



ASN International School

**SUMMER FUN ACTIVITIES
SESSION 2025-26
CLASS-2**

**A vacation is
having nothing to do
and
all day to do it in.**

“We did not inherit the earth from our ancestors, we have borrowed it from our children”

- An ancient proverb

Greetings!

In the era of scientific advancement and all-round development, humans have come a long way from the prehistoric times to the century of technology. However, progress can easily be reversed if we do not maintain our commitment to making the world a better place for all, leaving no one behind. This is the call for sustainable development.

Children are the future denizens of the world who are going to be responsible for the upkeep of the earth which is the one and only home that we have. We should understand that mother earth is not only precious but sacred. We as responsible citizens, must make conscious decisions to sustain a healthy planet.

A positive change, no matter how small, holds the ability to create a lasting ripple of change in the long run. If we as an individual do our bit, what a massive change we can create.

Charity begins at home, let's get together and take baby steps to adopt positive everyday habits that can go a long way in saving the environment & making our lives better.

The key objective of this holiday project is to inculcate 6Cs in our children. It aims at encouraging Creativity, Character building, Citizenship, Communication, Critical thinking & and Collaboration in the learners.

This holiday homework is a conscious step to understand our role and adopt a green way of living to preserve our beautiful planet and other life forms that inhabit it.


Looking forward to effective and efficient completion.

Some points to be remember

- ❖ Drink plenty of juice and water to avoid dehydration.
- ❖ Make hand washing and hygiene a part of your routine.
- ❖ Holidays Homework is a part of subject enrichment and will be assessed on the basis of creativity and efforts of the students.
- ❖ It's a perfect time to enhance your speaking skills and vocabulary by conversing in English with your family and siblings.
- ❖ Reading is essential for those who seek to rise above the ordinary. Spend your quality time reading purposeful books.
- ❖ Schedule your time for activities so that there is no piling up for the last moment.


Give a flight to your imagination and showcase your authentic creativity...

HOLIDAY TO-DOS

 **Creative Corner:** Spend time doing art and crafts. Create something unique using colors and imagination.


 **Nature Walks:** Explore nature around you.

 **Cooking Adventures:** Help your parents in the kitchen. Learn to prepare simple dishes or bake cookies together.

 **Movie Marathon:** Enjoy movie nights with your family. Watch your favorite films together and discuss them afterward.

 **Random Acts of Kindness:** Do something nice for others.

 **Book Buffet:** Dive into books. Read stories, explore new worlds, and let your imagination soar.


 **Musical Moments:** Make music together. Sing songs, play instruments, or create your own tunes.

 **Less Screen Time, More Play Time:** Explore outdoors, read, or play games instead of watching TV.


 **Family Stories:** Learn about your family's past. Ask about their history and cherished memories.

 **Market Explorations:** Visit local markets. Discover new things and flavors.

 **Family Fun:** Spend time with family daily. Bond over games, meals, or stories.

 **Helping Out:** Pitch in at home. Wash dishes to show you care.

 **Neighbourly Gestures:** Say hi to neighbours, bring smiles to their faces.

 **Accomplishing any five of these would help you to reflect on the importance of family, community and the simple acts of kindness.**



ENGLISH

Alphabetizing Based on the First Two Letters

Arrange each set of words in alphabetical order based on the first two letters.

1) jelly _____
juice _____
jacket _____

2) butter _____
bread _____
basket _____

3) ring _____
rope _____
rake _____

4) dolphin _____
duck _____
dinosaur _____

5) elephant _____
easel _____
engine _____

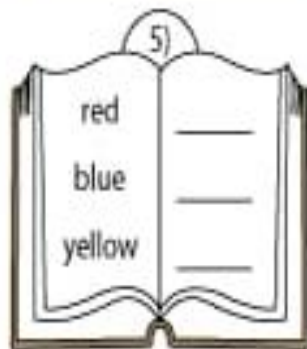

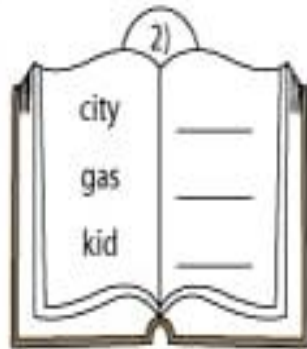

6) kettle _____
kayak _____
kitten _____

7) needle _____
napkin _____
nose _____

8) table _____
tube _____
train _____

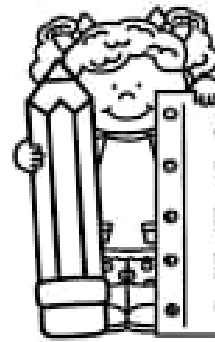
ABC Order Based on the First Letter

Write 1, 2, and 3 to indicate the alphabetical order of the words given.



Name _____

Nouns



A noun names a person, place, thing, or animal.

Circle the nouns in each sentence.

1. Our teacher has many books. (2)
2. The new student lost his pencil in the library. (3)
3. My brother lost his money at school. (3)
4. Our class walked to the park and saw two lizards. (3)
5. A squirrel lives by our classroom. (2)
6. The girl forgot her markers in the cafeteria. (3)

Write each noun that you circled above into the correct column in the chart.

Person	Place	Thing	Animal
_____	_____	_____	_____
_____	_____	_____	_____
_____	_____	_____	_____
_____	_____	_____	_____

House of Commons

Write any five common nouns that you find in the places mentioned below.

School



students

teacher



Garden

Market








Movie
theatre

Name

Class

1) गिनो और लिखो।

चित्र	अंको में	शब्दों में
		
		
		
		
		

2) शब्द लड़ी तैयार कीजिए।

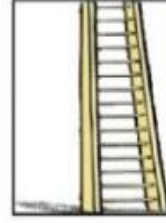
किताब → बंदर → रस्सी → → → → →

बाघ → घर → रुमाल → → → → →

Name

Class

3) चित्र को देखकर निम्न वर्ग पहली में उनके नाम ढूँढो।



सि	पा	ही	ज	प	पी	ता
क	ग	रा	नी	ब	ला	उ
सी	ढी	ज	ढ	घ	ड	जी
टी	ठ	म	ग	र	म	भ
छ	द	क	भ	ती	र	म
ल	क	ड़ी	ज	प	न	घ
क्ष	ली	फ	रे	ल	गा	ड़ी



Name

Class

4) चित्र देखकर 5 वाक्य बनाओ।



.....

.....

.....

.....

.....

.....

Do page number. 15,21&22 in हिंदी अभ्यास पुस्तिका
संज्ञा किसी व्यक्ति, वस्तु, स्थान तथा प्राणी के नाम को संज्ञा कहते हैं।

Project work:

Roll no: 1 to 12 - संज्ञा शब्द से वॉल हैंगिंग तैयार कीजिए।

Roll no: 13 to 26 - विलोम शब्द से वॉल हैंगिंग तैयार कीजिए।

Roll no: 27 to 38 - हिंदी की गिनती १ से १० तक (शब्दों में और अंकों में) पर हैंगिंग तैयार कीजिए।

<https://www.youtube.com/watch?v=284eCYzHjRk>

Worksheet 1

Q1. Given below are the numbers from 21 to 31.

21, 22, 23, 24, 25, 26, 27, 28, 29, 30, 31

i. Encircle every fifth number starting from 21.

ii. Which number is the 7th in the sequence starting from 21?

Q2. Write the numbers in numerals:

i. Twenty nine: _____

ii. 7 hundreds 2 tens and three: _____

Q3. How many digits are there in the following numbers? Write complete word:

i. 10 : _____

ii. 1000: _____

iii. 999 : _____

Q4. Find the number obtained by adding one (1) to each of the following.

i. 99 _____

ii. 1000 _____

iii. 101 _____

Q5. Write the expanded form of the following.

i. 579 _____

ii. 974 _____

Q6. Put the appropriate sign $>$ or $<$ in between the two given numbers:

i. 789 _____ 987

ii. 999 _____ 99

Worksheet 2

Q1. Write the following numbers in ascending/increasing order.

i. $48,$ $75,$ $32,$ $68,$ $48,$ 58

ii. $72,$ $84,$ $43,$ $100,$ $32,$ 99

Q2. Write in decreasing order.

i. $92,$ $48,$ $85,$ $62,$ $39,$ 100

ii. $14,$ $98,$ $76,$ $85,$ $45,$ 68

Q3. Look at the numbers carefully and add $>$ or $<$ sign appropriately in the blank space.

i. $60+7$ _____ 48

ii. $33 + 1$ _____ 27

iii. $46+2$ _____ 53

iv. 88 _____ $82 - 2$

v. 74 _____ 99

vi. $11+4$ _____ $6+11$

* Learn tables from 2 to 10

* Revise Number names , expanded form, comparing numbers etc

MATH ACTIVITY

Danny, the dog, is homeless and is looking forward to have one. Will you help him have his own house? Construct a house with different shapes that you have learnt, using colourful papers.



EVS
Worksheet 1

SPREAD KINDNESS AND NOT GERMS


Write 5 ways in which you can save yourself from germs:



Worksheet 2

KINDNESS TO ENVIRONMENT

Write 5 ways in which you can be kind towards environment:

The form consists of five identical, empty star-shaped outlines arranged in a pattern: two in the top row, one in the middle, and two in the bottom row. These stars are intended for students to write their answers to the prompt above.

Worksheet 3

My Body

Rearrange the letters to find the name of the body parts

A rea.....

E gel.....

B ahnd.....

F yees.....

C oens.....

G daeh.....

D infegsr.....

H cnek.....

Fill in the blanks

Smell, taste, see, hear, feel

1. I can..... different shapes.
2. I cansweets.
3. I can..... hot milk.
4. I can..... sweet fragrance of flowers.
5. I can..... soft music.

Some parts in our body are in pairs. Write their names and draw their pictures.

.....

.....

.....

Worksheet 4

FAMILY

Q 1 Fill in the blanks

1. We shouldour elders.
2. A family has one set of parents.
3. We should help each other by.....the work.
4. A family has common
5. My sister is of my parents.
6. My mother`s family is my family.
7. My father`s brother is my
8. In a family ever member shares the work.

Q 2. Paste the picture of your mother and write 5 lines about your mother

.....
.....
.....
.....
.....

Q 1. What do you call these relatives:

1. Your mother`s mother.....
2. Your mother`s father.....
3. Your father`s mother.....
4. Your father`s father.....
5. Your mother`s sister.....
6. Your father`s sister.....

ACTIVITY 1

Make your own balanced diet chart.

Plan your menu for breakfast, lunch, and dinner for one week on a chart paper

For the reference:

DAYS	BREAKFAST	LUNCH	DINNER
DAY-1			
DAY-2			
DAY-3			
DAY-4			
DAY-5			
DAY-6			
DAY-7			

ACTIVITY 2

Make a 2D or 3D family tree using all possible waste material in the house cardboards, old plastic glass/plate used gift wraps etc. and paste/draw all the family members picture in it including grandparents, parents, uncle, aunts and cousins.



Computer

Make a Poster on Father's Day 2024 (MS Paint or MS Word). Use Good Picture, border, background color, quotations, or good wishes etc. Don't forget to write name and class on the poster and take color print out of poster on A-4 sheet.

Art& Craft

Page no. -14, 29, 31, 33, 35, 49, 52

Activity - Marble art on canvas

Look at this video...  <https://pin.it/6vm3rcFnu>

Project Work

1) Mini Garden in a Jar (Roll no. 1to 13)

<https://www.youtube.com/watch?v=ZaU3IHbUVU8>

- **Concept:** Learn about plant growth and recycling.
- **Materials:** Glass jar, soil, small seeds (e.g., mustard or fenugreek), water.
- **Activity:** Create a small garden inside a jar and observe growth over time.

2) Eco-Friendly Piggy Bank (Roll no. 14to 26)

<https://www.youtube.com/watch?v=N4aT-mN8Bb8>

- **Concept:** Saving and recycling.
- **Materials:** Empty bottle or box, glue, paint, decorations.
- **Activity:** Make a piggy bank using recycled materials.

3) 3) Make a cloth / jute bag and write a slogan how to Save Water . (Roll no. 27 to 38)



<https://www.youtube.com/watch?v=xIEiQdSOsyg>

Have a Happy Holiday!