




ASN International School

**SUMMER FUN ACTIVITIES
SESSION 2025-2026
CLASS-PRE-NURSERY**

A vacation is
having nothing to do
& all day to do it in.


SUMMER

HOLIDAY TO DO'S

 **Creative Corner:** Spend time doing art and crafts. Create something unique using colors and imagination.


 **Nature Walks:** Explore nature around you.

 **Cooking Adventures:** Help your parents in the kitchen. Learn to prepare simple dishes or bake cookies together.


 **Movie Marathon:** Enjoy movie nights with your family. Watch your favorite films together and discuss them afterward.

 **Random Acts of Kindness:** Do something nice for others.


 **Book Buffet:** Dive into books. Read stories, explore new worlds, and let your imagination soar.


 **Musical Moments:** Make music together. Sing songs, play instruments, or create your own tunes.

 **Less Screen Time, More Play Time:** Explore outdoors, read, or play games instead of watching TV.


 **Family Stories:** Learn about your family's past. Ask about their history and cherished memories.

 **Market Explorations:** Visit local markets. Discover new things and flavors.

 **Family Fun:** Spend time with family daily. Bond over games, meals, or stories.

 **Helping Out:** Pitch in at home. Wash dishes to show you care.

 **Neighbourly Gestures:** Say hi to neighbours, bring smiles to their faces.

 **Accomplishing any five of these would help you to reflect on the importance of family, community and the simple acts of kindness.**



Activities Guidelines

What to do:

Language Development

- * Introduce different story books, picture books to your child and discuss the things seen in the pictures.
- * Narrate simple stories to your child and help recall some characters and incidents of the story by asking simple, relevant questions.
- * Encourage your child to speak magic words like 'Thank you', 'Please', 'Excuse me' and 'Sorry'.

Social Development

- * Encourage your child to converse freely with parents and siblings.
- * Encourage your child to help you in laying the table for dinner.
- * Guide the child to keep his/her toys and belongings back in their place.
- * Plant a garden of herbs and vegetables.

PLE (Practical Life Experiences)

Independent Me

So, here are some techniques to be followed at home to develop the finemotor skills in your child: -

Let your child indulge in activities like:



Zipping and unzipping



Buttoning and Unbuttoning



Opening and closing the bottle cap/tiffin



Squeezing bath sponges



Mashing Potatoes and Rolling Chapatis.



Scribbling on the newspapers using crayons.



Watering the plants using spray bottles


Do clay modeling and Free hand Drawing



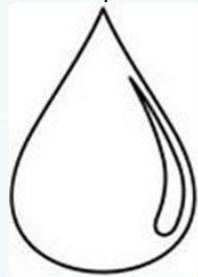
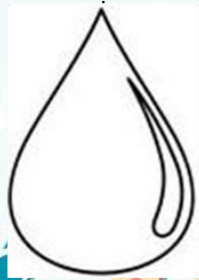
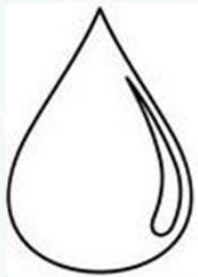

Folding mats and clothes.



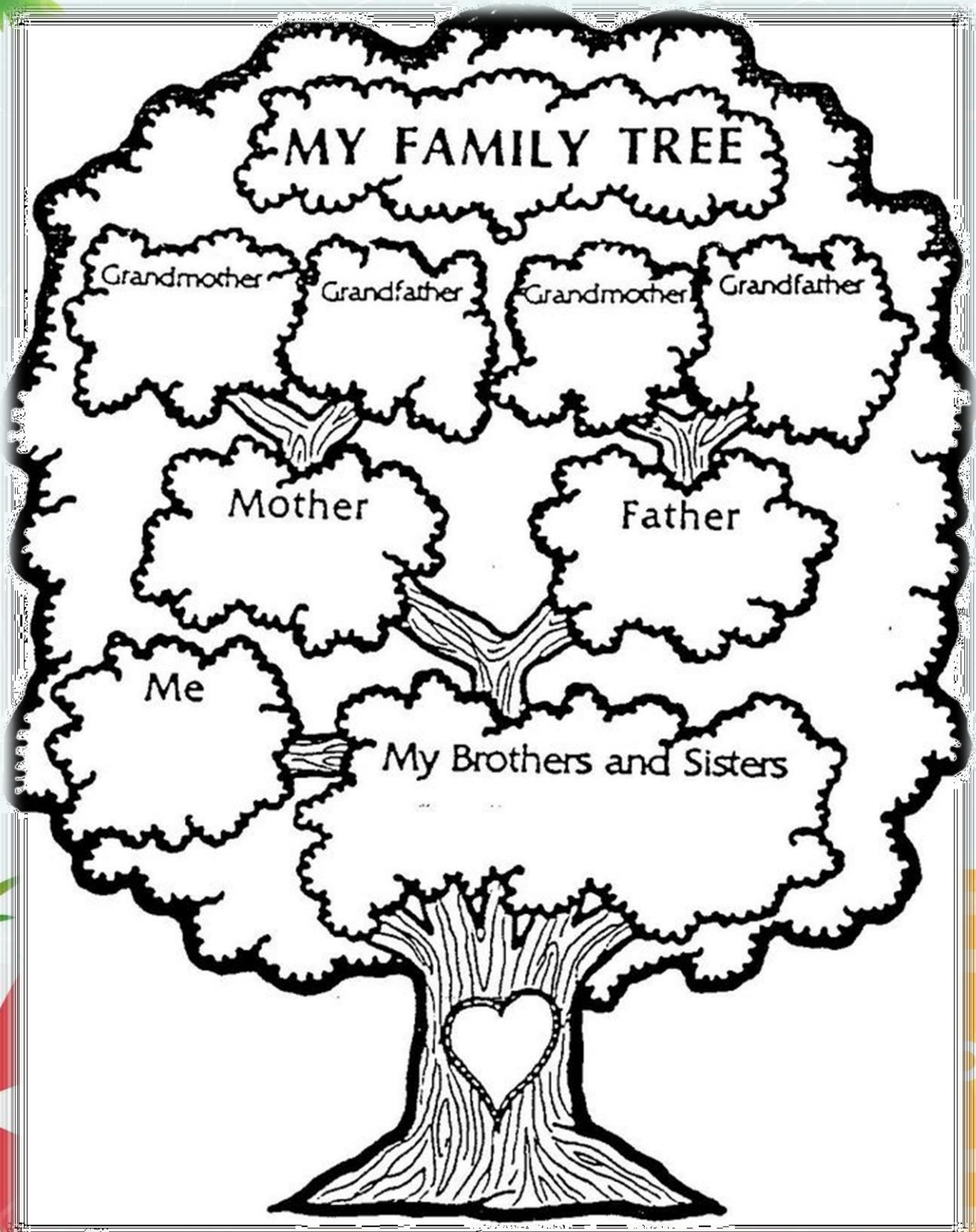
Colour the tree & paste dry leaves on it.



Paste cotton balls in the cloud, trace the lines & colour the water droplets using crayons.




Paste the picture of your family members in the Family tree.



Father's Day




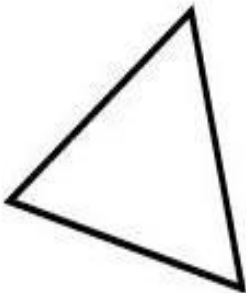




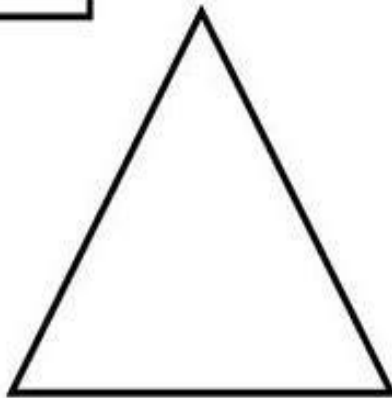



Every 3rd Sunday of June is being celebrated as Father's Day every year. So, help your child to prepare a yummy lemonade for his/her father to strengthen the father-child bond and click a photograph with his/her father. Make your father feel special by spending the day with him. Paste the picture in the frame below.



△ Triangles △













Name: _____

Find and color all the triangles.



Square

Find and color all the squares


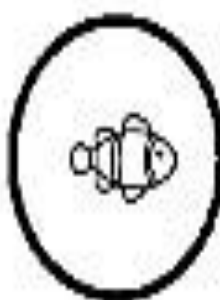
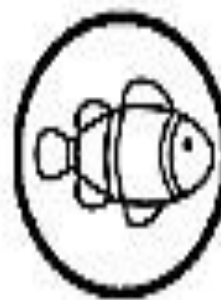
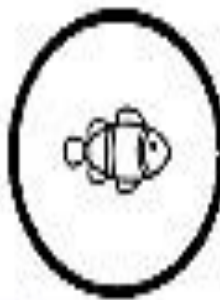

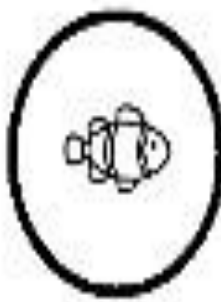
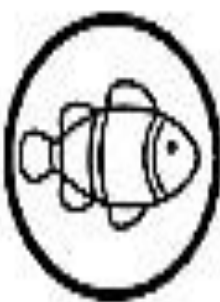





BIG & SMALL



Colour, cut and paste the pictures of your fruits in the fruit basket.



Paste the pictures of your favourite fruits in the fruit basket.

