ASN Sr. Sec. School

Mayur Vihar-I

Holiday Fun

KG 2019-20

No Mobiles

Time for some holiday fun,
Time for some play,
Summers are the time to chill,
And play a lot with clay,
Castles in the sand for sure,
Sunblock would be the only cure,
In the summer's heat,
Happy Summer Holidays!

No Video Games

Dear Parent,

Summer vacation is a time of rest, relaxation and refreshment. During these vacations, students become more creative, expand their social horizons and get an opportunity to learn 'naturally' through different experiences. They get to spend quality time with friends and family. Summer is a time of exploration, when children are free to pursue interests without being told to do so.

Instead of children getting caught in trap of mobile phones, video games and television, we must encourage them to engage in some simple interesting activities to keep their minds fresh and active.

NOTE-:

- **"Tell me, and I will forget. Show me, and I may remember. Involve me, and I will understand." Directing and forcing your child to complete the activities would not lead to learning; Build a team with your child, have fun while working together and give space to your child to bring forth ideas! So, kindly guide your ward and allow him/her to do the activities by himself/herself.**

ALL about ME

My Name is:

I am 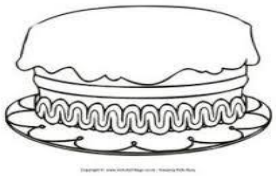 years old

My Favourite Colours

This is



I Love…….

Developing listening and reading skills.

Let's Get Started

Parents are the role model of a child. When a child sees us reading and enjoying a book, we are sending a message that reading is a good habit and it is important and valuable. Enjoy sitting next to your child and share a book- these movements will help establish a love for reading and a closer bond. So, during these holidays help your child to get engrossed in a book. Flip the pages, illustrate and talk about the pictures.

'Reading is one of the most fundamental skills that every child needs to learn as it stimulates the brain. Developing good reading habits is vital for your child, as reading story books enhances children's language and vocabulary.



Here are some tips on how you can make your child a reader:

- Find a suitable place for reading out to your child.
- Talk about the cover page and back page and tell who the author is.
- Identify the letters of the alphabets and their sound.
- Begin to identify phonetic blends, beginning, middle and final sounds of the words.
- Help the child to follow the text by placing finger underneath (left to right) the word as you read it. Pause at a word, he might know and let him say it.
- Ask questions about the story that can be answered by looking at the pictures.
- Reading a favourite book again and again helps a child to recognize words.
- Let them learn two new words daily.
- If a child has memorized his favourite story, guide him/her to follow the text when he/she narrates it.
- Eventually the child will associate a spoken word with a written one.

English- Fitzroy Reader- Chapter- Ann and Mal, Tom cat and Jim rat.

Some of the suggested story books and publishers are:

Lady Bird series, First favourite tales, Fairy friends, Peter and Jane series, Pepper Series, Peppa pig series, Berstain books etc CBT, NBT, Pratham, Tulika, Scholastic, Eklavya and Cambridge.

Note: During holidays child should learn 1 or 2 of favourite stories by heart. Child will come dressed up in the costume as of one of the characters of the story for narration on special assembly day. They can see the videos for dramatization, so that the child is able to narrate the same in the **special assembly** when the school reopens as per the schedule given below:-

ROLL NO.	DATE	SECTION	ROLL NO.	DATE	SECTION
1 TO 8	11.07.19	Kg- C,D,E	25 TO 32	01.08.19	Kg- C,D,E
	12.07.19	Kg- A,B		02.08.19	Kg- A,B
9 TO 16	18.07.19	Kg- C,D,E	33 TO 40	08.08.19	Kg- C,D,E
	19.07.19	Kg- A,B		09.08.19	Kg- A,B
17 TO 24	25.07.19	Kg- C,D,E			
	26.07.19	Kg- A,B			

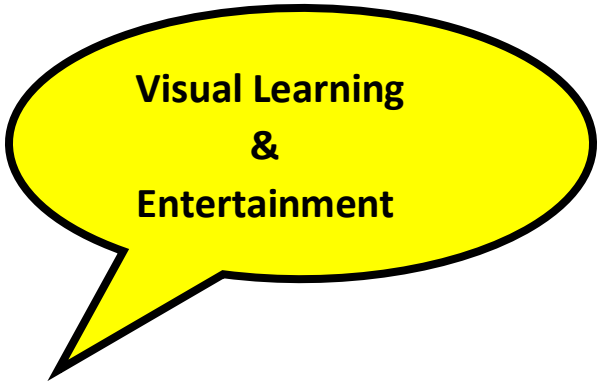

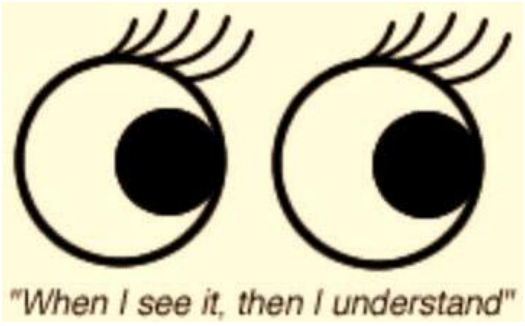

From the entertainment to the education industry, Technology and innovation has revolutionized virtually everything. Today, digital communication is inseparable from the learning process.

Some of the suggested Television Channels

- Discovery Kids, National Geographic.

Some of the suggested You-Tube Series:

- Peppa Pig, Barney, Dora the explorer.

Some of the suggested Movies to Watch

- Jungle Book, Kungfu Panda ,Stuart Little , Zootopia, Tangled, Baby's Day Out, Frozen, Disney Dinosaur, Finding Nemo, Tinkerbell.

Hindi Stories to be read

- पंचतंत्र की कहानिया, तेनालीरामा, अकबर और बीरबल इन पुस्तकों में से मम्मी पापा बच्चों को दस कहानियाँ पढ़कर सुनायें ।

Let's build the "bond"

Father's Day Celebration

Daddy, "I love you"
For all that you do.
I'll kiss you and hug you
'Cause you love me, too.
You feed me and need me
To teach you to play,
So smile 'cause I love you
On this Father's Day.

Father's Day- 16th June, 2019

Join hands with your child and let him/her be the host of the day and organize a party on the occassion of Father's Day.

Activity- Present a self-made badge to your father writing his full name on Father's day using waste material etc. Prepare lemonade and some snacks; arrange a party for your father and other family members.

Painting with a purpose

Kids who create, develop stronger problem- solving skills.

On this Father's Day let's surprise him with your own creation.

- Create a wrapping paper on a chart paper and further beautify it with using bubble wrap brush (bubble wrap paper)/Crumpled tissue -paper/old comb/ ear bud printing etc.
- Make a footprint/handprint of your father and yours too using plaster of Paris.
- After drying paint it, keep it in a box and wrap the same with the wrapping paper made by you.

Let's Develop Cognitive Skills

1. **SPIRALLY COASTER**

   Requirements:

   - Thick Card board.
   - Jute Strings (Sutli)



Having good motor control helps children to develop the ability to enhance their cognitive skills.
To enhance this skill we have come up with the spirally coaster activity.

Refer to the below link on how to create a SPIRALLY COASTER
https://www.searchnewworld.com/search/search2.html?partid=imnsknsch&p=how+to+create+jute+coaster&subid=62212345

2. **DICE MAKING**



Requirements-:

- **White colour chart**
- **Black dots/ Bindis**
- **Cardboard/ Small Carton**

This will help child in-:
Subitizing (Looking at the dots and knowing right away what number they represent instead of counting each dot).
Number Recognition.
Counting.
Encourage your child to count the dots on each side of the dice.

Refer to the below link on how to create a dice using a cardboard.
https://www.searchnewworld.com/search/search2.html?partid=imnsknsch&p=youtube+videos+for+making+cardboard+dice&subid=62212345

3. **WORKBOOK: WORLD OF NUMBERS – Do Page No. 17, 40, 41, 42, 43, 52, 53, 56, 57 and 61.**

Down In The Deep , Blue Sea

Recycled Art
Less Plastic Is Fantastic



Complete the given picture by using discarded material.



Important things to learn

- **Learn how to write your name.**
- **Memorise your home address and phone number of your parents.**
- **Use magic words like- Sorry, Please, thank you, You're Welcome, Excuse me.**
- **Make an effort to speak in English with parents and friends.**
- **Greet your elders whenever you meet them.**