



*ASN International School*

# *Summer Fun Activities*

**Class - 1**

**Session -2022-23**






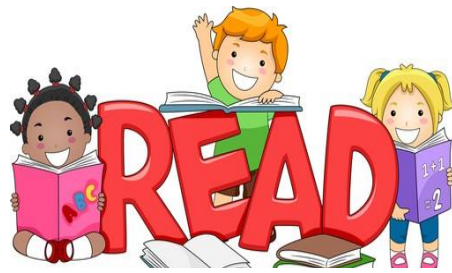
## *Summer Time*

As the holidays have begun,  
It's time for us to have some fun.  
It is time to see amazing movies and help our  
mama in making goodies.  
Make new friends and play lots of games,  
Spending time and know their names.  
We got a big break from school,  
To enjoy the vacation and stay cool.  
Free to do anything we like,  
Playing, reading or riding our bike.  
Sleep on time, wake up to the rising sun  
As the holidays have begun,  
It's time for us to have some fun.

**Happy Holidays!!!!!!  
HAVE A GREAT TIME**








Dear ASNites

*Enjoy your holidays. Keep yourself occupied, healthy and happy. You can relax, rejuvenate and utilize time in creative and constructive ways. It's that time of the year where things can be learnt, tasks completed and energy recharged. So Despites. do remember the following:*

- ❖ *Take good care of your health by eating nutritious food and exercising regularly.*
- ❖ *Use magic words Sorry, Please, Thank You. They do wonders.*
- ❖ *Let your knowledgopedia be vast.*
- ❖ *Indulge in meaningful activities.*
- ❖ *Be a Chef to the family with adult supervision.*
- ❖ *Try to converse in English with your parents in order to improve your fluency and confidence.*







**Reading is so much fun!** Do you enjoy reading? Come I will show you how to treat yourself with fun-filled and adventurous ways of reading through this **Summer Reading Bingo.**

***Circle the ones you have tried!***

read with your friend 	read to your pet 	read your favourite book 	read in bed 
read wearing sunglasses 	read for 30 mins 	read on Friday 	read outside 
read a book on animals 	read under a table 	read a fairytale 	read in your pajamas 
read to a family member 	read sitting on the floor 	read a book on birds 	read out aloud 
read to a stuffed animal 	read at the park 	read with a torchlight 	read your friend's favourite book 

Dear Parent,

Children look forward to the summer vacation all year long, having loads of fun and family time. it's time to generate certain ideas to help children have a memorable vacation.

	<p><b><u>Growing you children's talent</u></b> Help your children learn a sport or join talent class this summer. While learning new skill/ sport, children stay active and attentive.</p>
	<p><b><u>Creating a family bond</u></b> Along with varied activities, kids enjoy meeting people. Summer vacation is the best time to visit other members of the family who do not live in town. Kids really love the presence of Grandparents, aunts and uncles in their lives. It ensures stronger family ties as well.</p>
	<p><b><u>Inculcating Reading Skills</u></b> Get your children exposed to the fascinating world of fictitious characters through interesting story books. However, throw in some non-fiction reading as an added advantage. <b>Cyber Fun:</b> Few suggested internet sites to visit: <a href="http://www.pitara.com">www.pitara.com</a>, <a href="http://www.funbrain.com">www.funbrain.com</a>, <a href="http://www.magickeys.com">www.magickeys.com</a> (reading books), <a href="http://www.nationalgeographic">www.nationalgeographic</a></p>
	<p><b><u>Involving In Household Chores</u></b> Assign your children a few tasks which they can easily accomplish like filling water bottles, keeping them in the refrigerator, watering the plants, cleaning dishes, folding washed clothes etc. This is how you can get your young ones get into the habit of helping out around the house. You will set a pattern that will benefit them when they grow up. <b>Splash in water:</b> Have fun while washing your own</p>



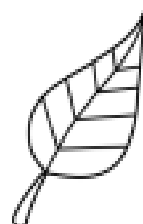
Take a walk in a natural setting such as a park or a garden. LOOK AROUND, LOOK DEEP, LOOK BEYOND. Become a nature activist and record your observations by ticking in the right boxes.




spider ☐




twig ☐



leaf ☐



flower ☐




butterfly ☐




mushroom ☐



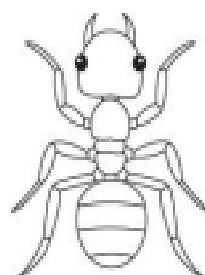
worm ☐



bird ☐



squirrel ☐




ant ☐



seedling ☐



tree ☐



bee ☐



cloud ☐



grass ☐

Some parts of our body are in pairs while some are single.  
Separate them into single and pairs. Write in the boxes given below:

eyes   tongue   nose   hands   chin   lips  
neck   mouth   ears   legs   cheeks   feet



Single	Pairs

*Did you know?  
Our ears and nose  
continue to grow  
throughout our life.*

Fill in the blanks with the help of words given in the box:

legs   foot   nails   fingers   neck

1. We have \_\_\_\_\_ on the tip of our fingers.
2. I eat my food using \_\_\_\_\_.
3. I can jump with my \_\_\_\_\_.
4. Our head rests on our \_\_\_\_\_.
5. I kick a ball using my \_\_\_\_\_.

## Earth-Wise Ways

Color each picture that shows a way to help the Earth.






Find the hidden Number Name (one to ten). You can go across or down.















O	E	T	W	O	H	F	O	U	R
N	V	K	W	R	J	P	A	F	N
E	V	X	E	I	G	H	T	Z	C
W	M	U	E	K	L	U	Y	X	I
T	H	R	E	E	G	H	J	Q	E
W	E	R	Y	R	Q	Z	L	T	S
R	M	O	P	N	A	F	R	Z	E
Z	S	I	X	I	E	I	B	V	V
X	G	F	N	N	K	V	D	T	E
T	E	N	H	E	M	E	Y	H	N



# Number Names and Numerals

Count each object in the picture and write its numeral and number name. Colour the picture.



	4	Four			<input type="text"/>	
	<input type="text"/>				<input type="text"/>	
	<input type="text"/>				<input type="text"/>	
	<input type="text"/>				<input type="text"/>	
	<input type="text"/>				<input type="text"/>	
	<input type="text"/>				<input type="text"/>	
	<input type="text"/>				<input type="text"/>	

# Colour by Number



1 = green  
4 = blue  
7 = red

2 = brown  
5 = yellow  
8 = orange

3 = skin  
6 = pink



चित्रों को देखिए तथा उनके नाम वर्ग पहेली में ढूँढें ।



प	क	ब	र	त	न
म	ट	र	क	ल	अ
र	च	ग	ल	क	ज
स	प	द	श	ज	ग
क	म	ल	च	त	र
त	थ	र	म	स	ट





आ की मात्रा लगाकर शब्द पूरे करो और  
चित्र में रंग भरो।

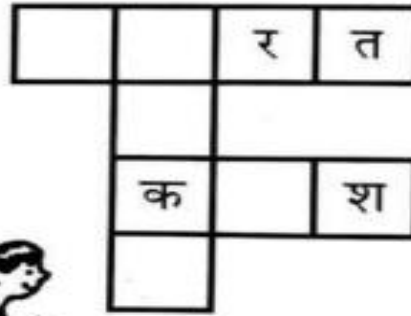
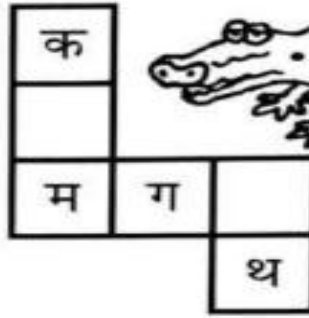
गड़-गड़, गड़-गड़ ब दल अ य  
ब दल अ य , जल भर ल य ।  
क ल क ल ब दल छ य  
छम-छम, छम-छम जल बरस य ।







## शब्द पहेली






# SWEET NOUNS


Read the nouns on the candy. Use the colour code to colour the candy

Colour Code :    person -    red            place -            purple  
                         thing -    pink            animal -            orange



Write the words in alphabetical order.


1.



hat

2.

tree



mitten

3.



penguin



deer

4.


5.

6.

7.



coat



scarf



### OCEAN IN A BOTTLE ➡

- Take any used household transparent plastic jar or bottle (1 litre). Remove label from the bottle. Wash & clean it properly.
- Fill the bottle half with tap water.
- Add 3 to 4 drops of blue food colour & swirl gently to mix.
- Using funnel, add glitter & sand (preferably grey/white in colour).
- Add coloured stones & shells, small plastic fish.
- Add vegetable oil (refined) until almost full. Leave small space for air at the top.
- Put glue around the rim of the bottle & seal the cap.
- Once glue is dry, turn the bottle on the side. Rock it back & forth to make your own ocean wave.
- Search in Google with the keyword 'Ocean in a Bottle' Activity.



### TWIG ART ➡

- Create your own master piece with the help of twigs collected from your surrounding (tree/house/photo frame) during your nature walk.
- Use colours, woollen thread, glitters and other decorative materials to beautify your creation.
- Refer Website- [www.homedit.com](http://www.homedit.com). Search in Google with the keyword 'Twig Art for kids' for better results.







My Green Act:

---

---

Here I paste my green act picture

There are so many things 'Friends of Earth' do to save land, air, water, plants and animals. Become a friend of the Earth and do one green act ( for example save water , plant a tree , use dustbin, carpool , use public transport, save energy, feed birds and animals) which will help us all change this world in a big great way.

Choose any one green activity .Get your photograph clicked while performing the activity. Paste it on a coloured A4 size sheet. Give it a title "I SUPPORT LIFE ON EARTH".






**ART** - Make a poster on Father's Day 2022 (Ms paint or Ms Word )  
.Use Good Picture, border , background colour, quotations, or good wishes etc. Don't forget to write name and class on the poster and take colour print out of poster on A-4 sheet.

## **1. Make an BigCaterpillar out of paper (A lesson about shapes and sizes)**

### **a)Material Required**

- i. Colourful sheet
- ii. Glue



## **2. Do page no.11,12,15,21,23**

Make a project on Silver Jubilee of School .

Any one ( Poster, collage, wall hanging, mat etc. ) . Take help from school website

Dear parents, Kindly Paste these sheets in a scrap book or file and submit your work on 6<sup>th</sup> July ( Wednesday ) .

